



THE EXPLORER SCOUT BRAND

The Explorer Scout Section has a distinctive visual identity. You will find the information below useful when instructing printers, sign writers and others employed to produce your branded items. Master files of the Explorer Scout brand are available on the *Scouting essentials* CD-ROM, from www.scoutbase.org.uk or on request from the Scout Information Centre.

Brand values

Particular values and attributes have been identified as important to the Explorer Scout Section. When producing promotional materials, choose a style and imagery that is:

- EXTREME
- CHALLENGING
- STREETWISE



Notes

The word 'Explorer' in the brand places the emphasis on individual choice. It works well in contexts which reflect freedom and leadership.

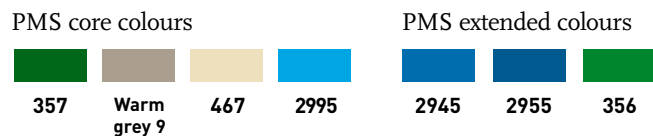
Explorer Scout headline font

The font **EXPLORER** is unique to the Explorer Scout Section. It should only be used for headlines and sub-headings. For text, use Frutiger or Arial as specified in the corporate guidelines. Please note this font only exists in upper case.

ABCDEFGHIJKLMNOPQRSTUVWXYZ

Explorer is available on request from the Scout Information Centre. Contact the Scout Information Centre by phone on 0845 300 1818, by fax on 020 8433 7103 or by email at info.centre@scout.org.uk.

Colour pallet




Please note: this page is printed using CMYK processes. These colours are therefore an approximation of the original Pantone colours.

EXPLORER SCOUT RESOURCES

A full range of resources supports this brand new Section. There are two publications for the Unit Leadership team in addition to the *Scouting essentials* file (see page 24 for more details). There is also a file and CD-ROM for young people aged 14-18. All four titles are available from Outdoors and from the Information Centre at Gilwell Park.

Unit essentials

How to run your Explorer Scout Unit
With more than 75 illustrated pages of essential information, *Unit essentials* will help you plan everything from an environmental Group project to an international expedition. Designed so you can dip into the resource and easily find what you want, no Unit should be without a copy close to hand. Price: £12.50.




Unit programmes

An adult's guide to the Explorer Scout Programme Chock-a-block with exciting and thought-provoking

programmes ideas, this resource will allow you to challenge your Explorer Scouts in a wide variety of new and different areas. Extensively illustrated and designed to help your Unit to work closely together, *Unit programmes* is your complete guide to planning your programme and making it happen. Price: £12.50.

The Explorer Scout and Scout Network Navigator

Complete with a mini-CD containing a host of multi-media features, *The Navigator* is the perfect introduction to these exciting new Sections. Steering young people through the basics of the Promise and Law, to making choices and exploring values, this file is designed so that readers can find the information they want quickly and easily. With plenty of room for personal notes and materials, members will be quite simply lost without it! Price: £10.00



PROGRAMMES ON A PLATE

THIS MONTH'S THEME IS AN A-Z SCAVENGER HUNT, WRITTEN BY LIZ CLARK

TIME	ACTIVITY	ZONE	METHOD	INSTRUCTIONS
8:00	Arrive, welcome, notices	N/A	N/A	N/A
8:10	A to Z Scavenger Hunt	Outdoors, Environment	Team-building and networking, Games, Outdoor activities, Design and creativity	In pairs or small groups, go out and about around the meeting place, to try and find something beginning with each letter of the alphabet. Set limits on how far the Explorer Scouts are allowed to go. Decide whether they are allowed to spend any money, what time they have to be back and so on.
9:10	Compare the items found by the groups	N/A	N/A	Award extra points for initiative, such as 'Q' - a coin with the Queen's head on it! Award a prize for the most complete set of items.
9:25	Write a reflection	Values	Prayer, worship and reflection	Using five of the items brought back (natural if possible), ask each small group to write a short reflection. Why not use them to form the start of a Unit Reflections Book?
Unit night or weekend meeting	Commonwealth barbecue	Outdoors, Skills, International	Team-building and networking, Outdoor activities	Organise a Unit barbecue, perhaps inviting some prospective members along. Ask each member of the Unit to provide food or drink from a different Commonwealth country to accompany the barbecue food.
	Photography	Outdoors, Skills, Environment	Games, Outdoor activities, Technology and new skills	Follow the instructions for the A-Z Scavenger Hunt above, except this time give each group a camera. Ask them to take photographs of every item that they find, and develop those photos within an hour, ready to show the rest of the Unit.
	Golden Jubilee celebrations	Community service, Values	Visits and visitors	Encourage your Explorer Scouts to get involved with the Queen's Golden Jubilee celebrations. If a street party or event is happening in your area, the Explorer Unit could volunteer to look after car parking, or catering arrangements. Use the plan for the barbecue above, or prepare food with a red, white and blue theme.