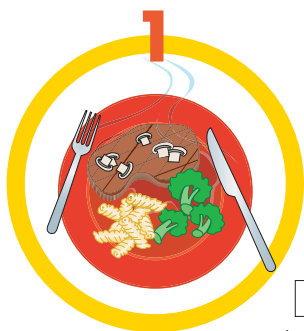



TO ACHIEVE YOUR CUB SCOUT HOME HELP BADGE SPONSORED BY ORANGE GLO®



Task completed



Task completed



Task completed

Under adult supervision, cook a simple one course meal.


- Always wipe surfaces before you start. Try using Orange Clean® Multi-Purpose Cleaner.
- Wash hands before you handle any food.
- Put on an apron.
- Lay out all ingredients you will need before you start to cook.

Lay a table correctly and serve a simple meal. (This can be done in conjunction with Task 1).

- Before laying the table, give it a quick wipe with Orange Clean® Wipes.
- Cover the table with a table cloth or placemats.
- Place the fork on the left and the knife on the right.
- If you're having dessert, place the spoon next to the knife.
- Place a glass for water and don't forget the napkin to be placed on the right, under the knife and spoon.

Wash up afterwards and show how to deal with a saucepan or similar cooking utensils, cutlery, glassware etc.

- After the meal is cooked and served, wash and rinse everything you have used.
- Leave to dry or use a tea towel.
- Put everything away in its correct place.
- Wipe down kitchen surfaces.



Task completed



Task completed



Task completed

Under adult supervision, wash and iron your Group scarf.

- To keep your Group scarf looking its best, use OxiClean® Multipurpose Stain Remover to remove difficult stains*. Add a scoop to your wash cycle.
- Hang out to dry.
- When dry, lay flat on the ironing board, and run a warm iron over the scarf.
- Fold and put away ready for use.

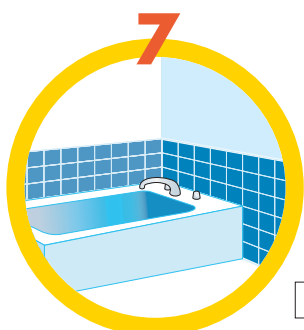
*Not recommended for wool or wool-blend scarves.

Sew on a badge or button.

- If it is a button, match the colour of the cotton thread to the garment it will be sewed on to.
- If it is the Home Help Badge, match the yellow thread to the yellow on the edge of the badge.
- Thread the cotton through the needle and tie a knot at the end.
- Carefully sew the button or the badge onto the garment.
- When you have finished put away the cotton and needle.

Keep your room clean and tidy and make your bed for a week.

- Make your bed every morning.
- Fold and place your pyjamas under your pillow.
- Fold or hang any clothes lying around and put them away.
- Place shoes in their correct place and put all toys/games/books away.
- Dust your shelves and any woodwork with a duster and Orange Glo® Wood Polish and Cleaner.
- Don't forget to vacuum the carpet!



Task completed



Task completed

Clean two of the following: Windows, Silver, Brassware, Basin/Bath, Cupboard.

- Windows: Use crumpled up newspaper for a gleaming finish.
- Silver or Brass: Apply the relevant polish with a cloth and then rub onto the silver or brass to clean away the dirt. Use a clean cloth to buff the silver or brass to create a shiny finish.
- Basin/Bath: Spray Kaboom® Bathroom Cleaner to the bath/basin as well as taps and tiles. Rinse thoroughly.
- Cupboard: Wipe inside and out with Orange Clean® Wipes. If it's wooden, use Orange Glo® Wood Cleaner and Polish.

Clean and tidy a living room.

- Puff up sofa cushions and put away any magazines/papers.
- Tidy up any books/video tapes etc and put them back in their correct places.
- Use a duster and Orange Glo® Wood Cleaner and Polish on wood surfaces and wood furniture*.
- Dust the TV and any other ornaments.
- Vacuum carpets.

* Do not use on wood floors – may make them slippery.



Please sign below to confirm all tasks have been completed.

Parent/Guardian signature

Date: DD / MM / YY